

Product data sheet

Specifications



TeSys Deca Manual Starter and Protector, thermal magnetic circuit protector, rotary knob, 9...13 A, EverLink BTR connectors

GV3P13

Product availability: Stock - Normally stocked in distribution facility

Price*: 404.00 USD

Main

Range	TeSys Deca
Product name	TeSys GV3
Product or Component Type	Motor circuit breaker
Device short name	GV3P
Device Application	Motor protection
Trip unit technology	Thermal-magnetic

Complementary

Poles description	3P
Network type	AC
Utilisation category	Category A IEC 60947-2 AC-3 IEC 60947-4-1
Network frequency	50/60 Hz IEC 60947-4-1
Motor power kW	5.5 kW 400/415 V AC 50/60 Hz 7.5 kW 500 V AC 50/60 Hz 11 kW 690 V AC 50/60 Hz
Breaking capacity	100 kA Icu 230/240 V AC 50/60 Hz IEC 60947-2 100 kA Icu 400/415 V AC 50/60 Hz IEC 60947-2 50 kA Icu 440 V AC 50/60 Hz IEC 60947-2 12 kA Icu 500 V AC 50/60 Hz IEC 60947-2 6 kA Icu 690 V AC 50/60 Hz IEC 60947-2
[Ics] rated service short-circuit breaking capacity	100 % 230/240 V AC 50/60 Hz IEC 60947-2 100 % 400/415 V AC 50/60 Hz IEC 60947-2 100 % 440 V AC 50/60 Hz IEC 60947-2 50 % 500 V AC 50/60 Hz IEC 60947-2 50 % 690 V AC 50/60 Hz IEC 60947-2
Control Type	Rotary handle
Line Rated Current	13 A
Thermal protection adjustment range	9...13 A IEC 60947-4-1
Magnetic tripping current	182 A
[Ith] conventional free air thermal current	13 A IEC 60947-4-1
[Ue] rated operational voltage	690 V AC 50/60 Hz IEC 60947-2
[Ui] rated insulation voltage	690 V AC 50/60 Hz IEC 60947-2
[Uimp] rated impulse withstand voltage	6 kV IEC 60947-2

Price is "List Price" and may be subject to a trade discount – check with your local distributor or retailer for actual price.

Phase failure sensitivity	Yes IEC 60947-4-1
Suitability for isolation	Yes IEC 60947-1
Power dissipation per pole	8 W
Mechanical durability	50000 cycles
Electrical durability	50000 cycles AC-3 415 V In
Rated duty	Continuous IEC 60947-4-1
Tightening torque	44.3 lbf.in (5 N.m) screw clamp terminal
Fixing mode	35 mm symmetrical DIN rail clipped Panel screwed with 3 x M4 screws)
Mounting position	Horizontal Vertical
Width	2.2 in (55 mm)
Height	5.2 in (132 mm)
Depth	5.4 in (136 mm)
Net Weight	2.12 lb(US) (0.96 kg)
color	Dark grey

Environment

Standards	EN/IEC 60947-2 EN/IEC 60947-4-1 UL 60947-4-1 CSA C22.2 No 60947-4-1 IEC/EN 60335-1:Clause 30.2 IEC/EN 60335-2-40:Annex JJ
Product Certifications	CCC UL CSA EAC ATEX LROS (Lloyds register of shipping) BV ABS DNV-GL UKCA
IK degree of protection	IK09 enclosure
IP degree of protection	IP20 IEC 60529
Climatic withstand	IACS E10
Ambient Air Temperature for Storage	-40...176 °F (-40...80 °C)
Fire resistance	1760 °F (960 °C) IEC 60695-2-11
Ambient air temperature for operation	-4...140 °F (-20...60 °C)
Mechanical robustness	Shocks 15 Gn for 11 ms contactor open Shocks 30 Gn for 11 ms contactor closed Vibrations 4 Gn, 5...300 Hz
Operating altitude	9842.52 ft (3000 m)

Ordering and shipping details

Category	US10I1122366
Discount Schedule	0I11
GTIN	3389119405355
Returnability	Yes

Country of origin	US
-------------------	----

Packing Units

Unit Type of Package 1	PCE
------------------------	-----

Number of Units in Package 1	1
------------------------------	---

Package 1 Height	6.10 in (15.500 cm)
------------------	---------------------

Package 1 Width	2.56 in (6.500 cm)
-----------------	--------------------

Package 1 Length	5.71 in (14.500 cm)
------------------	---------------------

Package 1 Weight	34.638 oz (982.000 g)
------------------	-----------------------

Unit Type of Package 2	P06
------------------------	-----

Number of Units in Package 2	60
------------------------------	----

Package 2 Height	29.53 in (75.000 cm)
------------------	----------------------

Package 2 Width	23.62 in (60.000 cm)
-----------------	----------------------

Package 2 Length	31.50 in (80.000 cm)
------------------	----------------------

Package 2 Weight	158.557 lb(US) (71.920 kg)
------------------	----------------------------

Contractual warranty

Warranty	18 months
----------	-----------

Sustainability

Green Premium™ label is Schneider Electric's commitment to delivering products with best-in-class environmental performance. Green Premium promises compliance with the latest regulations, transparency on environmental impacts, as well as circular and low-CO₂ products.

Guide to assessing product sustainability is a white paper that clarifies global eco-label standards and how to interpret environmental declarations.

[Learn more about Green Premium >](#)

[How we assess product sustainability >](#)



Sustainable Packaging Transparency

Resource performance

✔ Sustainable Packaging

Well-being performance

✔ Reach Free Of Svhc

✔ Mercury Free

✔ Rohs Exemption Information Yes

Reach Regulation [REACH Declaration](#)

Eu Rohs Directive Compliant with Exemptions

China Rohs Regulation [China RoHS declaration](#)
Product out of China RoHS scope. Substance declaration for your information.

Environmental Disclosure [Product Environmental Profile](#)

Weee The product must be disposed on European Union markets following specific waste collection and never end up in rubbish bins.

Circularity Profile [End of Life Information](#)

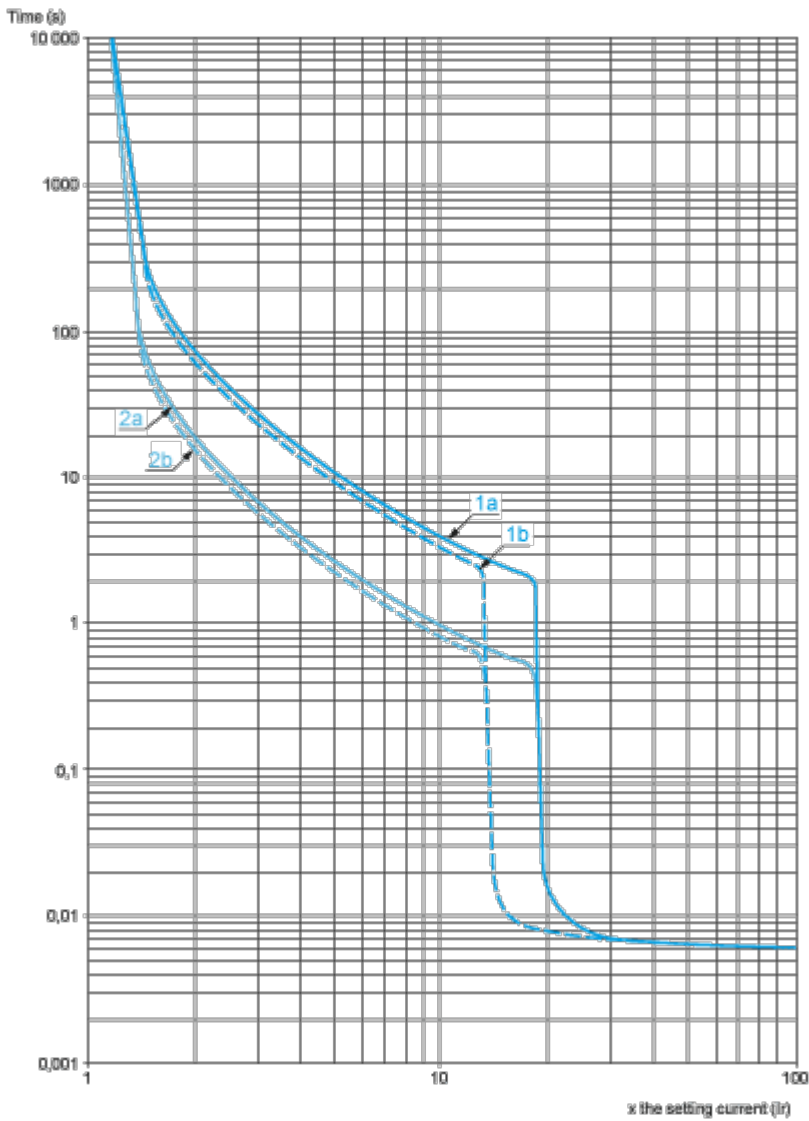
California Proposition 65 WARNING: This product can expose you to chemicals including: Antimony oxide & Antimony trioxide, which is known to the State of California to cause cancer. For more information go to www.P65Warnings.ca.gov

Scip Number 2057c252-f956-4ac1-a3d9-75119bc8a000

Performance Curves

Thermal-Magnetic Tripping Curves

Average Operating Times at 20 °C Related to Multiples of the Setting Current



1a 3 poles from cold state (I_r minimum): GV3P

1b 3 poles from cold state (I_r maximum): GV3P

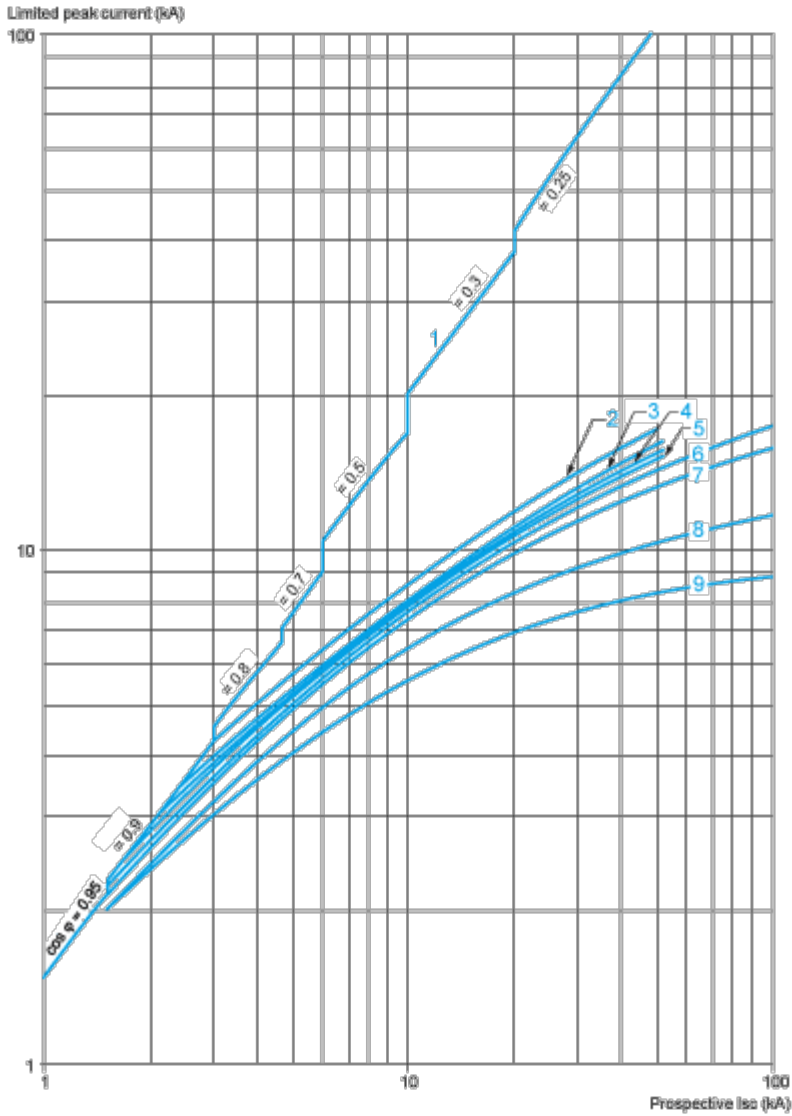
2a 3 poles from hot state (I_r minimum): GV3P

2b 3 poles from hot state (I_r maximum): GV3P

Current Limitation on Short-Circuit (3-Phase 400/415 V)

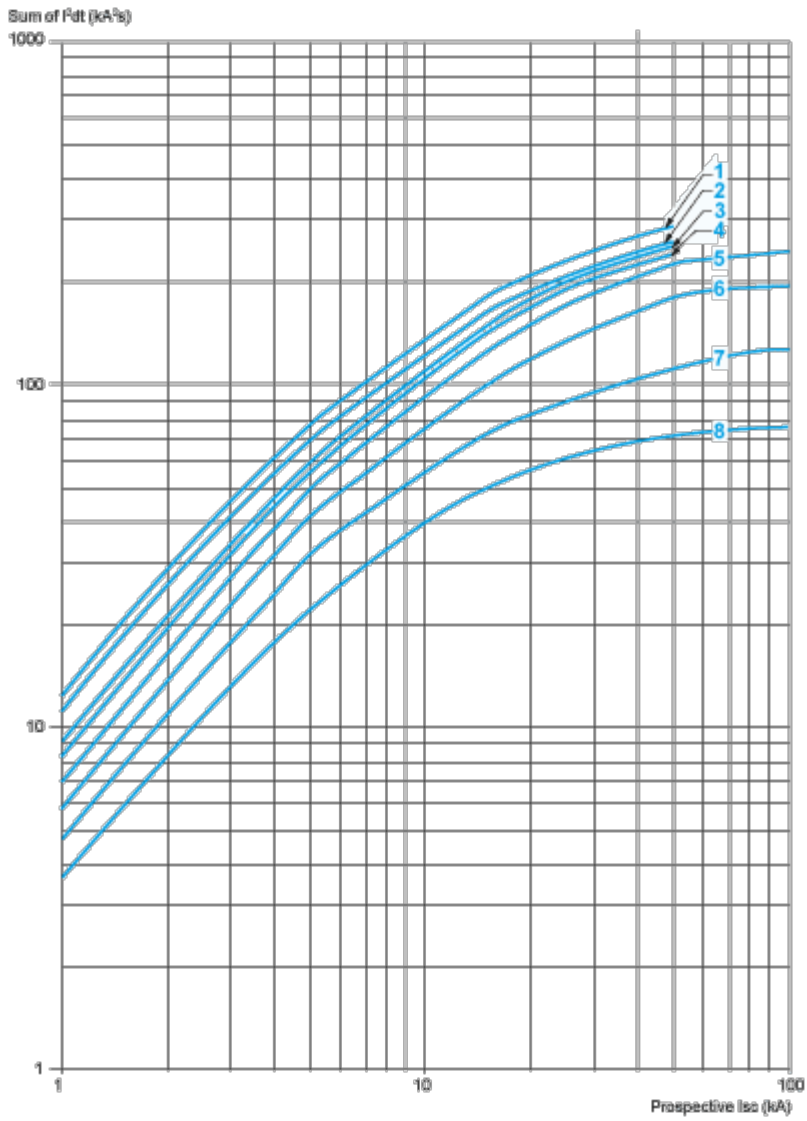
Dynamic Stress

I_{peak} = f (prospective I_{sc}) at 1.05 U_e = 435 V



- 1 Maximum peak current
- 2 70-80 A (GV3P80), 62-73 A (GV3P73)
- 3 48-65 A (GV3P65)
- 4 37-50 A (GV3P50)
- 5 30-40 A (GV3P40)
- 6 23-32 A (GV3P32)
- 7 17-25 A (GV3P25)
- 8 12-18 A (GV3P18)
- 9 9-13 A (GV3P13)

Maximum Thermal Limit on Short-Circuit
Thermal Limit in kA²s in the Magnetic Operating Zone
 Sum of $I^2dt = f$ (prospective Isc) at 1.05 Ue = 435 V

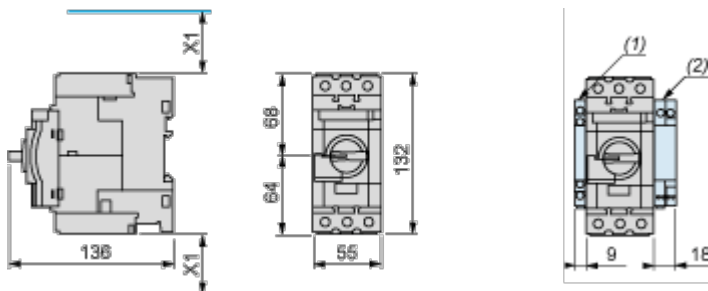


- 1 70-80 (GV3P80) - 62-73 (GV3P73)
- 2 48-65 A (GV3P65)
- 3 37-50 A (GV3P50)
- 4 30-40 A (GV3P40)
- 5 23-32 A (GV3P32)
- 6 17-25 A (GV3P25)
- 7 12-18 A (GV3P18)
- 8 9-13 A (GV3P13)

Dimensions Drawings

GV13L, GV3P

Dimensions



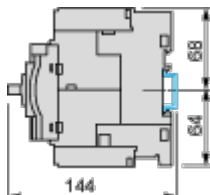
(1) Blocks GVAN_{..}, GVAD_{..} and GVAM11.

(2) Blocks GV3AU_{..} and GV3AS_{..}.

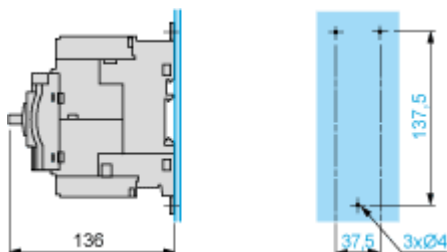
X1 = Electrical clearance (ISC max) 40 mm for Ue ≤ 500 V, 50 mm for Ue ≤ 690 V

NOTE: Leave a space of 9 mm between 2 circuit breakers: either an empty space or side-mounting add-on contact blocks. Side by side mounting is possible up to 40 °C.

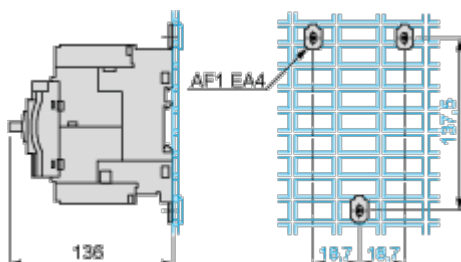
Mounting on Rail AM1 DE200 or AM1 ED201



Panel Mounting, using M4 Screws

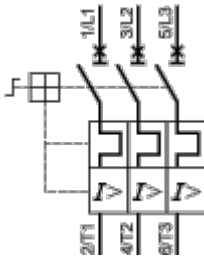


Mounting on Pre-Slotted Plate AM1 PA



Connections and Schema

GV3P••



Offer Marketing Illustration

Product benefits / Features



TeSys Deca Motor Circuit Breakers
Range Accessories

Auxiliary contact blocks

Comb busbar

Current limiter

Energy Sensor

Large spacing cover

Terminal block

Combination block

Extended rotary handle

The image displays a collection of accessories for TeSys Deca Motor Circuit Breakers. At the top left is a large black motor circuit breaker. Below it, eight different accessories are arranged in two rows of four. Each accessory is shown with a small image and a text label underneath. The accessories include auxiliary contact blocks, a comb busbar, a current limiter, an energy sensor, a large spacing cover, a terminal block, a combination block, and an extended rotary handle.

Offer Marketing Illustration

Product benefits / Features



The image shows a TeSys Deca Motor Circuit Breaker, a black industrial device with a green rotary handle and terminal block. It is mounted on a DIN rail. The device has three main terminals on top and three on the bottom. The handle is in the 'Stop' position. The Schneider logo is visible on the front panel.

TeSys Deca Motor Circuit Breakers

Technical Benefits

- Easily integrated within multiple configurations, thanks to its 55 mm standard width and mounting on DIN rail.
- 9 ratings in total
- Magnetic and thermal overload protection, covers 9 to 80 A, 7.5 to 40 hp motor with 65 kA / 480 Y Type F
- Sturdy and long-lasting power connection with EverLink terminals
- Three-position (Start/Stop/Tripped) rotary handle, front face padlocking and other accessories
- Operating temperature from -20° C to +60° C open operation

Offer Marketing Illustration

Product benefits / Features

TeSys Deca Motor Circuit Breakers



Operation and maintenance

Digital customer experience for technical documents and maintenance guide via EcoStruxure™ Facility Expert



Build and commissioning

Easier to install and operate with multi-standard screws, safe and long-lasting power connection with EverLink terminals.



Universal Integration

Can be used for all type of applications across industry, infrastructure and buildings.



Image of product / Alternate images

Alternative

